




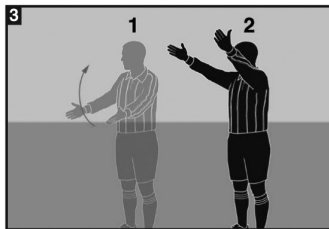
NFHS OFFICIAL SOCCER SIGNALS



1
Direct free kick
(Point in direction
of kick)



2
Indirect free kick



3
Play On



4
Timeout



5
**Wind-up to
start clock**



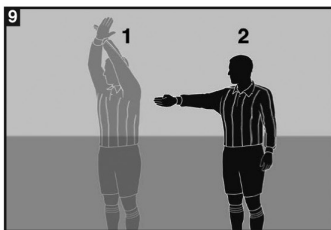
6
Penalty kick
(Point to spot)
Goal Kick
(Point to goal area)



7
**Caution/
Ejection**



8
Corner kick
(Point to corner)



9
Goal



ASSISTANT REFEREE SIGNALS



Throw-in

(The flag should not be brought across the body. Appropriately, the flag should be switched to the appropriate hand.)



Substitution

(Hold the flag above the head as shown until acknowledged by the referee, then return the flag to the side.)



Foul

(1. Hold the flag vertically until acknowledged by the referee; 2. Wave flag; 3. Point the flag in the direction where the free kick will take place.)



Corner kick

(Assistant referee should point to the nearest corner.)



Goal kick

(Assistant referee should point to the goal area.)




Stop play – Offside

(Assistant referee should indicate he/she has seen an offside with the right arm.)



Offside free kick

(When the referee stops play, the assistant referee indicates position on the far side of the field.)



Offside free kick

(When the referee stops play, the assistant referee indicates position near the center of the field.)



Offside free kick

(When the referee stops play, the assistant referee indicates position on the near side of the field.)